

F. No. PA/150/2022-CPMU (e100270)  
Government of India  
Ministry of Women and Child Development  
Saksham Anganwadi and Mission Poshan 2.0

Shastri Bhawan  
Date: 27<sup>th</sup> November 2023

**OFFICE MEMORANDUM**

**Subject: Progress Report on "Do it Yourself" Kits for Toys - National Action Plan for Toys (NAPT)**

This is with reference to action taken under the Prime Minister's National Action Plan for Toys (NAPT), and the Poshan Bhi Padhai Bhi initiative of this Ministry to improve the quality of ECCE at Anganwadi Centres.


2. Vide the letter dated 5th July 2022, information was collected on action taken under NAPT. It is therefore requested that a similar update be provided for action taken on the following items from 1 July 2021 to 15 November 2023:

- Local indigenous toys, folklores, DIY kits for indigenous toys etc.
- Local indigenous toy making centres
- Progress on the exchange of material/information on the above with the paired States/UTs under Ek Bharat Shresth Bharat
- Local Toy creation workshops conducted by State WCD Departments
- Provision supply of local indigenous toys to the AWCs
- Any other activities under NAPT

It is requested to provide this information by **1<sup>st</sup> December 2023**. In this regard, a format for reporting is attached at **Annexure 1**. It is further requested to provide this information via Google Forms through this link: <https://forms.gle/Tbc1jFdYVPmqYYQX8>

3. Under the Poshan Bhi Padhai Bhi Initiative of Saksham Anganwadi and Mission Poshan 2.0, it is noted that for children aged 0-6 years, toys constitute a large portion of the Teaching Learning Material (TLM). Therefore, convergence is sought under NAPT, as TLM can include DIY toys using low cost and no cost material. DIY Toy Creation Workshops have been organized around the country in various forms. In order to provide a common minimum standard, guidelines for conducting district and/or sector-level toy creation workshops are attached at **Annexure 2**. States are requested to take up these workshops, to ensure coverage of all districts and Anganwadi Workers, to meet the principle of "One Child, One Toy".

Encl: as above

  
27/11/2023

(Jyotika)

Deputy Secretary (Anganwadi Services)

To,  
Directors in all States/UTs- dealing with Anganwadi Services

Copy to:

1. Nodal Officers of Poshan Bhi Padhai Bhi, all States/UTs
2. PPS to AS (ADR), WCD

### Annexure 1: Format for Data Collection on NAPT Reporting

This form has been created to share reporting, photographs, videos etc. about action taken under the National Action Plan for Toys. It is for States to provide information to the Ministry of Women and Child Development.

1. Email \*
2. State Name
3. State Officer Name
4. State Officer Designation
5. State Officer Ph Number
6. How many Guides (including materials and processes) have been prepared for Toy Creation? *[Number only]*
7. Please share a link from where these Guides can be downloaded.
8. How many Toy Creation workshops have been conducted? *[Number only]*
9. Please share a link from where the photographs and videos of the Toy Creation workshops can be downloaded.
10. How many AWWs have been covered under the Toy Creation workshops? *[Number only]*
11. How many AWCs have toys created through the workshop available? *[Number only]*
12. How many other toy-related events have been conducted in the State? *[Number only]*
13. How many AWWs have been covered under all these events? *[Number only]*
14. Please share a link from where the photographs and videos of these events can be downloaded.
15. Have the State-developed Toy Creation Guides, photographs and videos been shared with the paired State under Ek Bharat Shresth Bharat? *[Yes / No]*
16. Any other information you would like to share? *[Please share detailed responses here.]*

### Annexure 2 - DIY Toy Creation Workshop Guidelines

#### 1. Event Outline

##### 1.1. Objective:

1.1.1. To bring AWWs, AWHs, parents and children together to create fun educational toys and teaching learning material out of low-cost / no-cost materials

1.1.2. To upskill them to use these aids for their children's growth and development.

1.2. **Timing:** 3 hours, eg. 10 am to 1 pm

1.3. **Venue:** Local venue close an Anganwadi Centre, easily accessible for workers, helpers, parents and children, with enough space for sitting in groups

1.4. **Speakers/Facilitators:** Led by DPO/CDPO/Supervisors supporting. 1 facilitator per 5-7 participants. Any external civil society partner, local parents with interest/talent in arts and crafts, or local artisans/toy-makers can also be invited.

1.5. **Participants:** AWWs, AWHs, parents and children. Total 25-40.

1.6. **Materials required:** PBPB DIY Toy Fair Banner (**Point 2**), Charts, Sketch pens, glue sticks, scissors. Participants may be asked to bring at least five of the following: 10 buttons, 10 beads, 10 paper glasses of different sizes, 10 ice cream sticks, 10 old bangles, 10 straws, 4-5 scraps of cloth, 4 spools of thread, 2 small cardboard boxes, 2 empty plastic bottles with bottle caps, 1 small ball of wool, 1 old newspaper, 1 packet of bindis, 1 empty matchbox, some cotton wool, rocks, coir, bamboo etc.

**Note:** Focus on local, seasonal, low-cost/no-cost materials, i.e. using sustainable materials, and reusing/upcycling unsustainable materials like plastic.



S No.	Time	Component	Activity Description
1.	20 min	Introduction to ECCE and Domains of Development	<ol style="list-style-type: none"> <li>7. Explanation by CDPO/Senior Supervisor covering the role of play in children's learning, the need for joy, and the the domains of development using multi-sensory teaching aids, National Action Plan for Toys and Poshan Bhi Padhai Bhi</li> <li>8. Show PBPB Launch Video, if possible</li> </ol>
2.	20 min	Learning from Participants	<ol style="list-style-type: none"> <li>7. Sharing by AWWs and parents about TLM that they already make and use in their AWCs/homes, and how it fits into the domains for child development, where they look for ideas (Youtube channels, other videos etc.), what local materials they use etc.</li> </ol>
3.	1.5 hour	Creating Together	<ol style="list-style-type: none"> <li>7. AWWs and parents divided into groups of 5-7 each</li> <li>8. One domain assigned to each group of AWWs to create TLM. See samples below in <b>Point 3</b>.</li> <li>9. Show NCERT Toy Making Videos, if possible</li> <li>10. Supervisors and others help AWWs and parents make toys using low-cost / no-cost material.</li> </ol>
4.	25 minutes	Sharing Results	<ol style="list-style-type: none"> <li>7. One member from each group presents the group's toys/TLM and talks about how to use it to develop children's skills (show and tell).</li> <li>8. Explain how it fits or is indigenous to the local culture, if at all.</li> </ol>
5.	25 minutes	Reaching the Children	<ol style="list-style-type: none"> <li>7. Sharing by one-two children about the TLM they liked best (enjoyed playing with, learned from etc)</li> <li>8. ECCE/PBPB Shapath, if possible</li> <li>9. AWWs take their created material back to the Centre and use it to teach the children</li> </ol>

**Additional Resources: (Videos can be shown)**

1. PBPB Launch Video: [Video URL](#)
2. NCERT Video: Creating Toys Using Low Cost/ No Cost Materials and Resources: 1 - <https://youtu.be/zAGaJia0mJ44>
3. NCERT Video: Creating Toys Using Low Cost/ No Cost Materials and Resources: 2- [https://youtu.be/5Y\\_pqJYuYcU](https://youtu.be/5Y_pqJYuYcU)

**2. Sample Banner**

1. Domain-wise Sample DIY Toys as TLM

<p><b>Domain of Development</b></p>	<p><b>Sample DIY Toys as TLM</b></p>
<p><b>Physical and motor (gross and fine)</b></p>	 <p>Cutting and pasting for fine motor skills</p> 

	Pottery for motor skills, creating kitchen set for imaginative play (Sikkim)
--	---

Cognitive



Clock for telling time



Traffic light for reading symbols, interpreting colour coding

Socio-emotional-ethical



Emotions flashcards for understanding the self



Magic words for social integration, learning manners






Dolls for storytelling and empathy (Sikkim)

**Cultural/  
Artistic**



Using unconventional materials like CDs for art




Caterpillar on a leaf for colour selection and integration with natural environment (also fine motor skills of folding, drawing)




Pottery, painting, model houses created from cardboard, animal figures (Sikkim)

**Foundational Literacy and Numeracy (FLN)**

- 1. Flashcards: Story telling, action words, fruits and vegetables, animals, letters, numbers, seasons, clothing etc.
- 2. Abacus
- 3. Geometrical shapes



Matching chart for early numeracy, vegetables flashcards for object and script recognition



Caterpillar numeracy chart



Finger Puppets for Storytelling and language development

**Creation, Collection and Showcasing of TLM**



**Sample of space/venue and participants**





**Additional Pictures and Videos from DIY Toy Creation Workshop Chandigarh 2022:**  
<https://drive.google.com/drive/folders/198zFuNxVX958Nmcq-GicI8A0FIEFmt87>